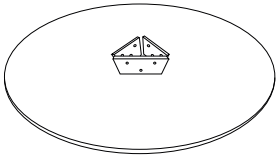
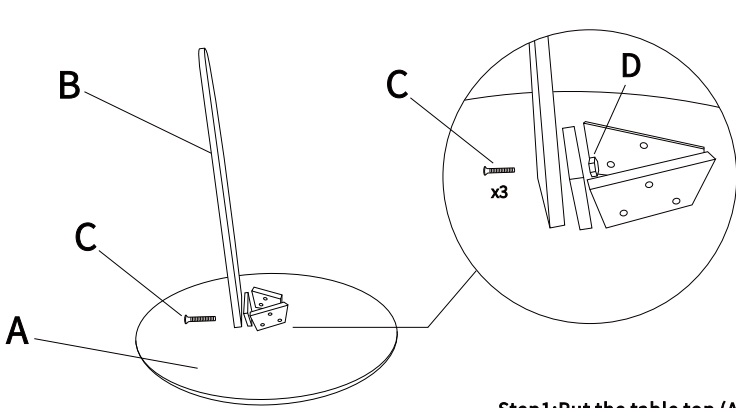





ASSEMBLY INSTRUCTION

Modig M75-40 Accent table

A		1PC	<p>①</p>  <p>Step1: Put the table top (A) on the floor carefully. Step2: Assemble the table base (B) with 3 PCS screws (C)+(D) per side.</p>
B		3PCS	
C		9PCS	
D		9PCS	<p>②</p> 