



LIVIN HILL

ASSEMBLY INSTRUCTION

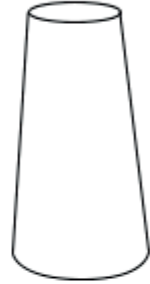
Modig M23 Side table



1* Metal top



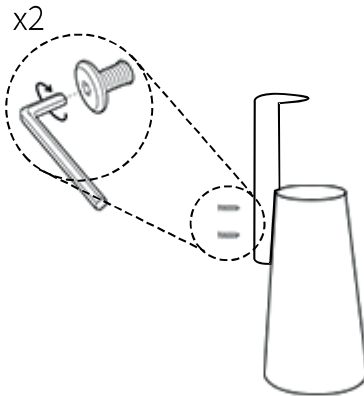
1* Metal Pole



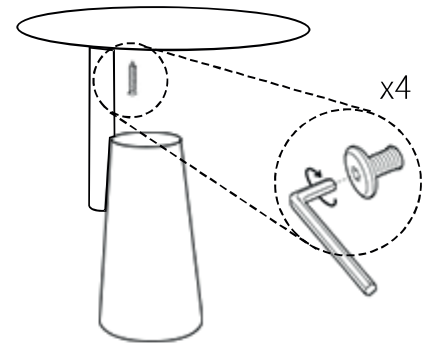
1* Table Base



Step 1 : Put the marble base on the floor carefully.



Step 2 : Assemble the metal pole *2 screws



Step 3 : Assemble the metal top *4 screws



Please move the base instead of the top